


2015-2016 Willow Weaving with the Wildlife Trust

Sandfield has been really lucky as Marilyn and Martha, from the Wildlife Trust, offered to come and show year 5 and 6 how to weave willow. The willow came from our willow dome and our Nature Area. It was cut in the morning and this meant it was still flexible and easier to bend.



The willow was quite fiddly to start with, but we used tape and pipe cleaners to hold it together.



Martha showed us how to bend the willow. We had to use secateurs to cut the willow. We were given a health and safety talk so that we didn't chop any fingers off and we didn't poke anyone's eye out.




Martha made it look really easy to willow weave, it took us a lot longer to do.



**Sandfield Close Primary School, Leicester**


**Sandfield Close Primary School, Leicester**



*This is a willow arch that was made by twisting living willow. We could do this next year. We use willow that had been cut, if we planted the willow into the ground it should grow next year.*

*Can you see some of our willow sculptures hanging in the trees? They look amazing in the autumn sunshine. We were lucky that some visitors came to school to admire them.*

*We are all very proud of the sculptures that we made – they are all very different. Some of us chose to work in pairs and created a joint project.*



*Sometimes we had to help each other with our sculptures. We used some wool to weave a pattern onto our willow.*

*We would like to say a huge thanks to Martha and Marilyn for coming along and teaching us how to make willow sculptures. We are delighted with the results and can't wait to take them home. We hope that we can make some more to hang in the Nature Area to give it some colour during the winter months.*

