





Interpreting Scaled Pictograms


Learning Objective: I can interpret scaled pictograms

 = 2 children

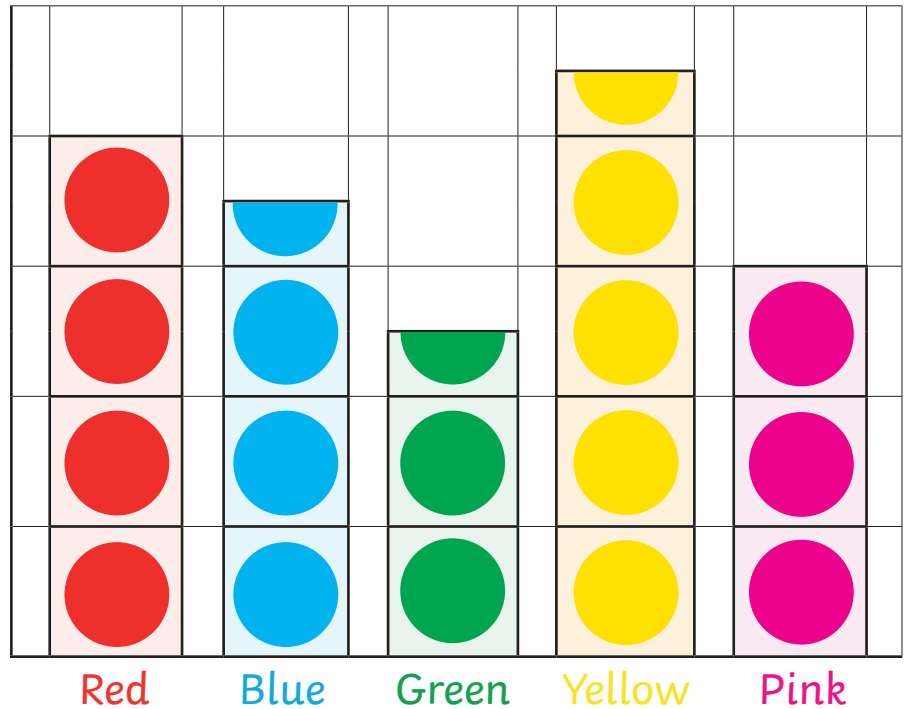
 = 2 children

 = 2 children

 = 2 children

 = 2 children

Favourite Colour



Answer the following questions.

What is the least favourite colour? _____

How many children chose yellow as their favourite colour? _____

How many fewer children chose green than blue as their favourite colour? _____

How many children chose pink and red as their favourite colour? _____

Write your own questions for a friend.
