




Ysgol Gynradd Melin Primary School



# Meet the Teachers September 2023

# Our School Vision



We have high expectations that encourage good habits, promote ambition and positive attitudes to learning. This will enable the children to grow to be literate, numerate, digitally competent and independent life-long learners. They will be happy, healthy, safe and contribute creatively and ethically to their community, Wales and the world.



# Meet the Teachers

## Class teachers:

**Mrs D Beer**

## Classroom support:

**Mrs L Grey**

# Senior Management Team



**Acting Headteacher/DCPO: Mrs. D. Harris**

**Acting Deputy Head/Deputy DCPO: Mrs. L. Jeremy**

**Key Stage Two Leader: Mrs. S. Cooke**

**Progression and Assessment Lead: Mrs. D. Beer**

**ALNCo: Mrs. A. Lewis**



# Classroom Routines

Dinners are now free for all children. The menu is available on the Broccoli Bob website. However, if you think your child is eligible for free school meals please still apply.

Consent Forms/info – please complete and return.

Attendance and lateness – please let us know on the first day if your child will be absent. If your child is late, please bring them to the school front door and sign your child in. Ring school if no answer.





# Classroom Routines

**Homework** – Your child will have literacy and numeracy homework given once a week on a Monday to be returned on a Friday.

Your child will also have a homework menu to choose from as part of the Learning Projects they will be finding out about in class.

**PE Kit** – Your child will need to bring their PE kit on a Monday and Tuesday.



# Classroom Routines

**Reading** – Your child will be able to choose a reading book from the school library as well as a structured scheme book and the online Reading Buddy. Your child will be listened to in Guided and individual reading sessions. Please listen to your child read and/or share books at home five times a week. Reading is an important life skill!

**Spelling** – Your child will have a book to practice their spelling words in. Lines to write the words on and blank space to practice spelling them.





# Classroom Routines

**Reading** – Your child will be able to choose a reading book from the school library as well as a structured scheme book and the online Reading Buddy. Your child will be listened to in Guided and individual reading sessions. Please listen to your child read and/or share books at home five times a week. Reading is an important life skill!

**Spelling** – Your child will have a book to practice their spelling words in. Lines to write the words on and blank space to practice spelling them.

# How you can help at home



## Spelling

Your child will have spelling words to learn at home. As well as learning their spelling words, your child will need to remember these spellings and attempt to spell other words when writing.

Here are some strategies you can use to support your child:

1. Encourage your child to have a go at spelling a word. This will build confidence and practice spelling skills. Making mistakes is a natural part of learning.
2. Remind your child to use phonics as their first port of call for spelling a new word – even in Key Stage 2. Help them to really hear each individual sound in the word and choose a suitable spelling pattern.
3. Remind your child to read through their writing and check for spelling errors. They need to develop a feel for whether a word looks right. Help them to check words in a dictionary.
4. Encourage your child to read. When we read, we see words spelled correctly. The more we read, the more words we see.
5. Make spelling fun - There are lots of ways to practice spelling at home e.g. Messy Letters, use of apps (See 'How to help Flyer')

# How you can help at home



## Big Maths: Learn Its



Once a week the children will be taking a 'Big Maths Learn Its' challenge. Each child is given a set of 'Learn It' facts that they are asked to learn before undertaking the challenge. The children need to know these facts instantly and be able to answer questions about these as quickly as they can answer the question 'what is your name?'

The aim of the 'Learn Its' is to ensure that children know all the basic addition and multiplication facts by heart so that they can be applied instantly to many areas of their Numeracy work. The children should also know the related division and subtraction facts.

Please help your child to learn these facts. Each week, the children will be quizzed on their 'Learn Its', using a different challenge. The challenge asks the children to recall their facts, in 20, 30 or 60 seconds, depending on their 'steps'. The challenge will be different each week and the aim is for each child to beat their previous score. It is not a competition between the children in the class, but a way to monitor each child's progression. Your child is only competing against themselves in an attempt to improve their score and their learning.

# How you can help at home



## Big Maths: CLIC



In school, each week, children complete a CLIC challenge. The answers that they provide tell their teacher what skills they understand and allow teachers to focus on teaching the skills that they don't (as well as new skills that will be taught).

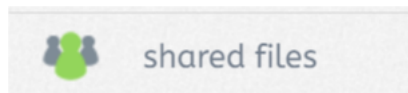
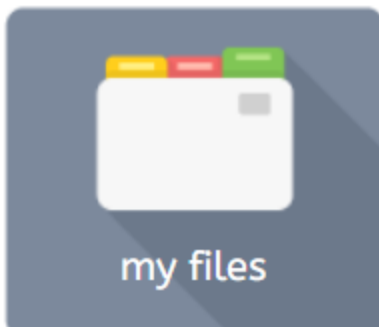
Parent Guides provides you with a copy of a CLIC challenge, a description of the skill each question is challenging and some sample resources for each question to help with home learning. The key is to keep it fun, no pressure and limit the time to less than 20 minutes a day, unless your child wants to carry on!

# How you can help at home



## Big Maths: CLIC

The Learn Its steps and Parent Guides have been shared with the pupils in J2e on HWB.



Big Maths CLIC  
Parent Guides



Learn Its



# Teaching and Learning

Our curriculum is written on a two year cycle. The topics they study are of interest to them and provide a fun context for learning.



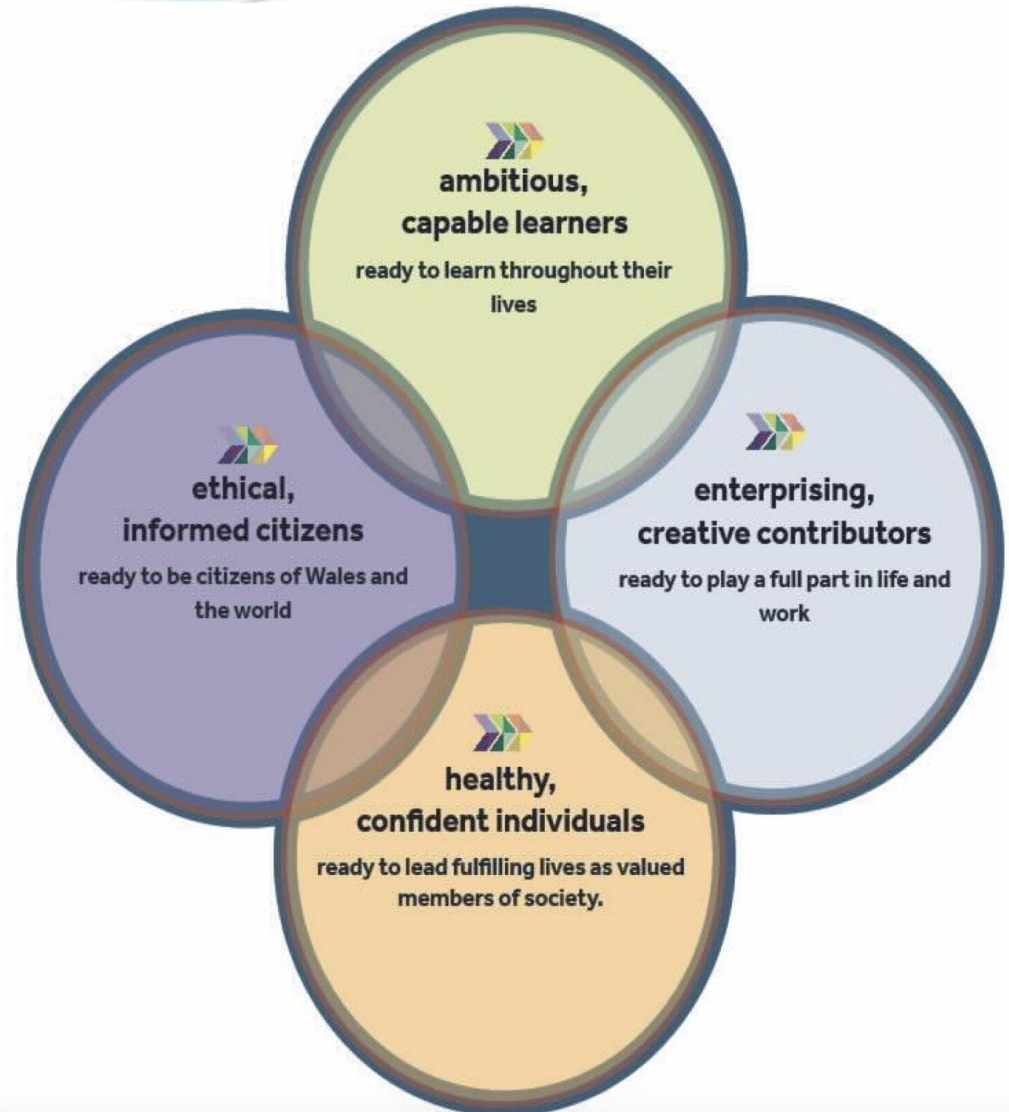
Children will get to follow their interests in learning as well as undertaking challenges to apply skills previously taught so that they master them independently.

# 4 Purposes and 6 Areas of Learning and Experience



## The Areas of Learning

- Languages, Literacy and Communication
- Mathematics and Numeracy
- Health and Well-being
- Science and Technology
- Expressive Arts
- Humanities





# Teaching and Learning

This year, our topics include:

**Frozen Kingdom**

**Pharaohs**

**Hola Mexico**







# Parent Learning

The school is committed to supporting parents to take part in adult learning.

We work to start work again with NPT Adult Learning, Flying Start and Communities for Work as well as local colleges and universities to provide opportunities in our Parents' Room on the Foundation Phase site.

Any ideas or requests about what YOU would want to see in YOUR parents' room? A forms questionnaire will be sent out soon so we can obtain your opinions. Please fill it in.



# How we'll keep in touch

- School Newsletter link via the text message service
- School website (has policies, information and online newsletters on there!)
- Twitter @melinprimary
- Occasional letters and other text messages
- Phone calls (if needed)
- Parent Progress Meetings





# If there's a problem

- Speak to the class teacher either at the end of the day, or by telephone or by email to [melinprimary@npt.school](mailto:melinprimary@npt.school)
- If you aren't happy with the resolution from the class teacher please ring to speak to or arrange to meet Mrs. Harris
- If you are not happy with the resolution put forward by Mrs. Harris you may contact the Governing Body by emailing the school or writing to us.
- A copy of the complaints policy is on the school website.



# Class Information

Reading records, reading books and spelling journals are to be brought into school everyday.



Every Friday, children will be tested on their spelling words, key number facts and times tables.

Homework is given out on a Monday and is due back in the following Monday. The children will have a homework diary attached to their homework file so that they know what is expected of them. Please could you sign when your child has completed their homework.



PE Kits needed every Monday/Tuesday. Indoor P.E Kit: T-shirt and shorts/Outdoor P.E kit: T-shirt, jumper, tracksuit bottoms and trainers (for colder weather), these can be put into the same P.E bag. Please label all P.E kit and uniform items.



Reward System- Class Dojo points can be earned for positive behaviour and can be taken away for negative behaviour. Children will earn rewards and free choice activities for hard work and good behaviour.